

DuPage Foundation FY2020 Statement of Financial Position

ASSETS

	<u>2020</u>	<u>2019</u>
Cash and Equivalents	\$ 3,856,813	\$ 2,978,663
Investments	91,286,128	93,215,390
Pledges Receivable	188,211	533,879
Charitable Lead Trust Receivable	121,455	167,472
Fees Receivable	153,523	159,718
Prepaid Expenses	34,299	35,078
Cash Value of Life Insurance	505,942	525,206
Reinsurance Contract	-	9,116
Property and Equipment	1,256,145	1,303,753
Total Assets	\$ 97,402,516	\$98,928,275

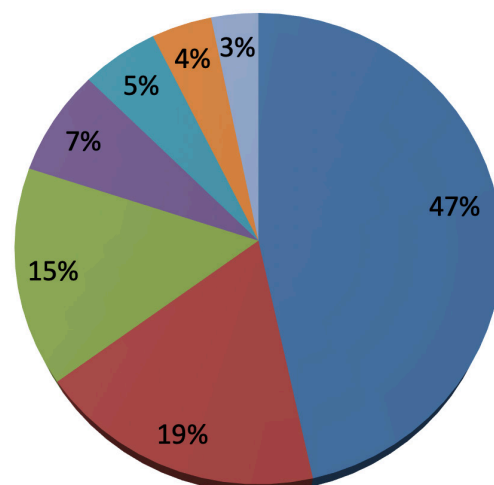
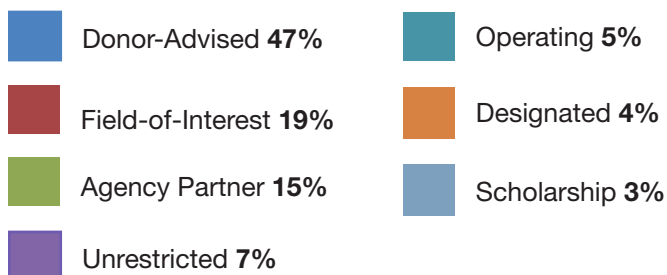
LIABILITIES AND NET ASSETS

Liabilities

Accounts Payable	\$ 3,789	\$ 3,963
Agency Funds	18,071,527	18,153,225
Annuity Payable	90,451	121,326
Accrued Expenses	73,864	56,624
Other Liabilities	174,300	-
Total Liabilities	\$ 18,413,931	\$ 18,335,138

Net Assets

Without Donor Restrictions	\$ 13,463,417	\$ 13,285,103
With Donor Restrictions	65,525,168	67,308,034
Total Net Assets	\$ 78,988,585	\$ 80,593,137
Total Liabilities and Net Assets	\$ 97,402,516	\$ 98,928,275

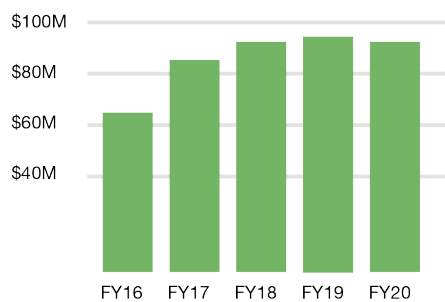


DuPage Foundation FY2020 Statement of Activities

INCOME AND EXPENSE

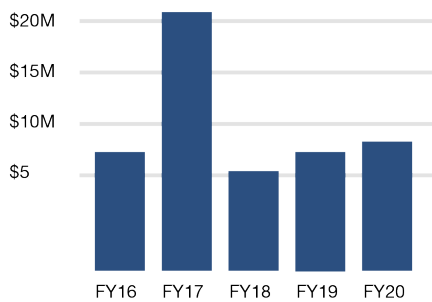
	<u>Without Donor Restrictions</u>	<u>With Donor Restrictions</u>	<u>Total 2020</u>	<u>2019</u>
Revenue				
Gifts, Bequests, and Grants	\$ 2,354,877	\$ 5,414,949	\$ 7,769,826	\$ 7,019,619
Net Investment Gains (Losses)	(374,907)	(121,982)	(496,889)	1,704,875
Investment Income	48,225	1,501,934	1,550,159	1,775,165
Fee Revenue	177,615	-	177,615	165,883
Net Assets Released from Restrictions	8,577,767	(8,577,767)	-	-
Total Support and Revenue	<u>10,783,577</u>	<u>(1,782,866)</u>	<u>9,000,711</u>	<u>10,665,542</u>
Expenses				
Grants Awarded	8,814,664	-	8,814,664	6,756,791
Grantmaking Activities	633,058	-	633,058	896,820
Management and General	569,319	-	569,319	409,381
Fundraising	588,222	-	588,222	500,114
Total Expenses	<u>10,605,263</u>	<u>-</u>	<u>10,605,263</u>	<u>8,563,106</u>
Increase (Decrease) in Net Assets	178,314	1,782,866)	(1,604,552)	2,102,436
Net Assets - Beginning of Year	13,285,103	67,308,034	80,593,137	78,490,701
Net Assets - End of Year	<u>\$13,463,417</u>	<u>\$65,525,168</u>	<u>\$78,988,585</u>	<u>\$80,593,137</u>

Assets



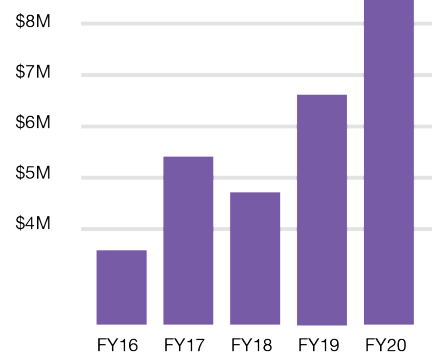
FY16	\$ 64,455,964
FY17	\$ 87,821,181
FY18	\$ 94,927,711
FY19	\$ 98,928,275
FY20	\$ 97,402,516

Contributions



FY16	\$ 7,320,162
FY17	\$ 21,137,341
FY18	\$ 5,947,801
FY19	\$ 7,019,619
FY20	\$ 7,769,826

Grants



FY16	\$ 3,672,065
FY17	\$ 5,163,818
FY18	\$ 4,819,615
FY19	\$ 6,756,791
FY20	\$ 8,814,664

The fiscal year 2020 audit for the DuPage Foundation was performed by Plante Moran PLLC. These summarized financial statements are condensed from the audited statements, which are available at dupagefoundation.org.