

# DuPage Foundation FY2019

## Statement of Financial Position

### ASSETS

	<u>2019</u>	<u>2018</u>
Cash and Equivalents	\$ 2,978,663	\$ 1,303,196
Investments	93,215,390	90,764,543
Pledges Receivable	533,879	569,629
Charitable Lead Trust Receivable	167,472	170,281
Fees Receivable	159,718	153,973
Prepaid Expenses	35,078	41,179
Cash Value of Life Insurance	525,206	535,381
Reinsurance Contract	9,116	38,167
Property and Equipment	1,303,753	1,351,362
<b>Total Assets</b>	<b>\$ 98,928,275</b>	<b>\$ 94,927,711</b>

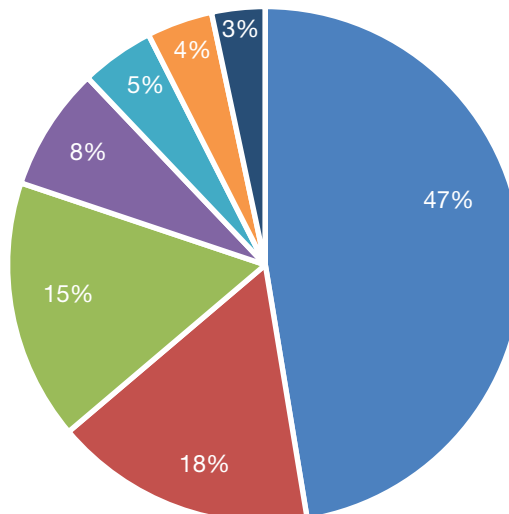
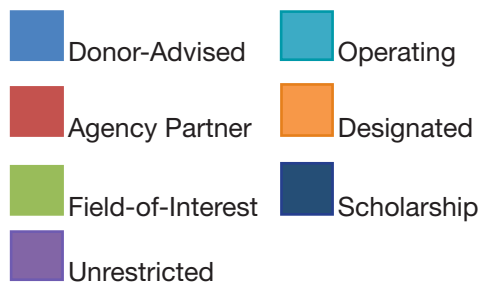
### LIABILITIES AND NET ASSETS

#### Liabilities

Accounts Payable	\$ 3,963	\$ 20,285
Agency Funds	18,153,225	16,201,773
Annuity Payable	121,326	156,935
Accrued Expenses	56,624	58,017
<b>Total Liabilities</b>	<b>\$ 18,335,138</b>	<b>\$ 16,437,010</b>

#### Net Assets

Without Donor Restrictions	\$ 13,285,103	\$ 13,104,517
With Donor Restrictions	67,308,034	65,386,184
<b>Total Net Assets</b>	<b>\$ 80,593,137</b>	<b>\$ 78,490,701</b>
<b>Total Liabilities and Net Assets</b>	<b>\$ 98,928,275</b>	<b>\$ 94,927,711</b>

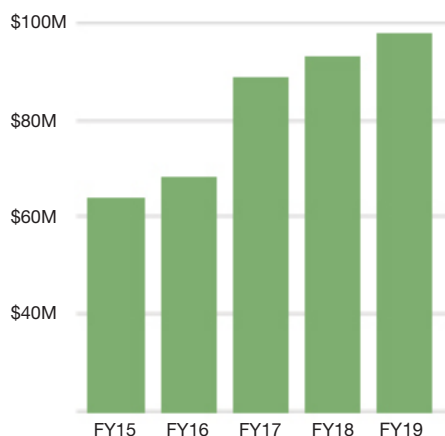


# DuPage Foundation FY2019

## Statement of Activities

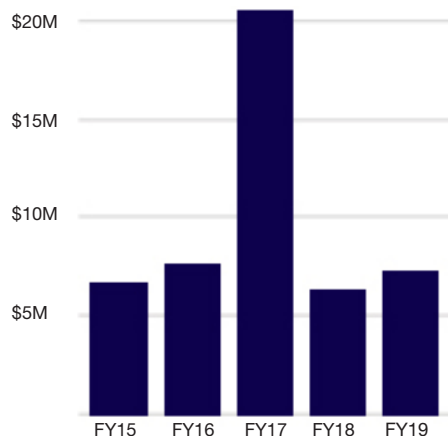
	Without Donor Restrictions	With Donor Restrictions	Total	2018
<b>Revenue</b>				
Gifts, Bequests, and Grants	\$ 603,637	\$ 6,415,982	\$ 7,019,619	\$ 5,947,801
Net Investment Gains (Losses)	210,226	1,494,649	1,704,875	4,486,876
Investment Income	35,713	1,739,452	1,775,165	1,134,875
Fee Revenue	165,883	-	165,883	202,501
Net Assets Released from Restrictions	7,728,233	(7,728,233)	-	-
Total Support and Revenue	\$ 8,743,692	\$ 1,921,850	\$ 10,665,542	\$ 11,772,053
<b>Expenses</b>				
Grants Awarded	\$ 6,756,791	-	\$ 6,756,791	\$ 4,819,615
Grantmaking Activities	896,820	-	896,820	752,164
Management and General	409,381	-	409,381	398,318
Fundraising	500,114	-	500,114	461,729
Total Expenses	\$ 8,563,106	-	\$ 8,563,106	\$ 6,431,826
Increase (Decrease) in Net Assets	\$ 180,586	\$ 1,921,850	\$ 2,102,436	\$ 5,340,227
Net Assets - Beginning of Year	\$ 13,104,517	\$ 65,386,184	\$ 78,490,701	\$ 73,150,474
Net Assets - End of Year	\$ 13,285,103	\$ 67,308,034	\$ 80,593,137	\$ 78,490,701

### Assets



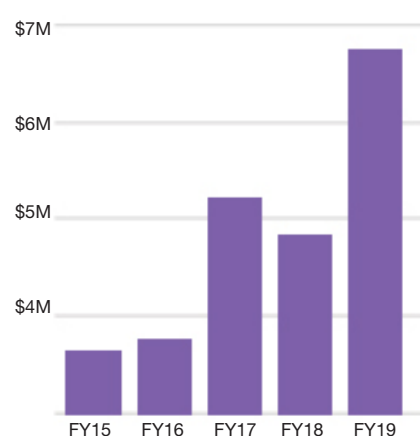
FY15	\$ 62,815,765
FY16	\$ 64,455,964
FY17	\$ 87,821,181
FY18	\$ 94,927,711
FY19	\$ 98,928,275

### Contributions



FY15	\$ 6,810,927
FY16	\$ 7,320,162
FY17	\$ 21,137,341
FY18	\$ 5,947,801
FY19	\$ 7,019,619

### Grants



FY15	\$ 3,598,673
FY16	\$ 3,672,065
FY17	\$ 5,163,818
FY18	\$ 4,819,615
FY19	\$ 6,756,791

The fiscal year 2019 audit for the DuPage Foundation was performed by Plante Moran PLLC. These summarized financial statements are condensed from the audited statements, which are available at [dupagefoundation.org](http://dupagefoundation.org).