

DuPage Foundation FY2021 Statement of Financial Position

ASSETS

	<u>June 30, 2021</u>	<u>June 30, 2020</u>
Cash and Equivalents	\$ 1,924,849	\$ 3,856,813
Investments	121,548,031	91,286,128
Pledges Receivable	287,000	188,211
Charitable Lead Trust Receivable	146,057	121,455
Fees Receivable	-	153,523
Prepaid Expenses	32,094	34,299
Cash Value of Life Insurance	473,136	505,942
Other Assets	73,200	-
Property and Equipment	1,218,884	1,256,145
Total Assets	\$125,703,251	\$ 97,402,516

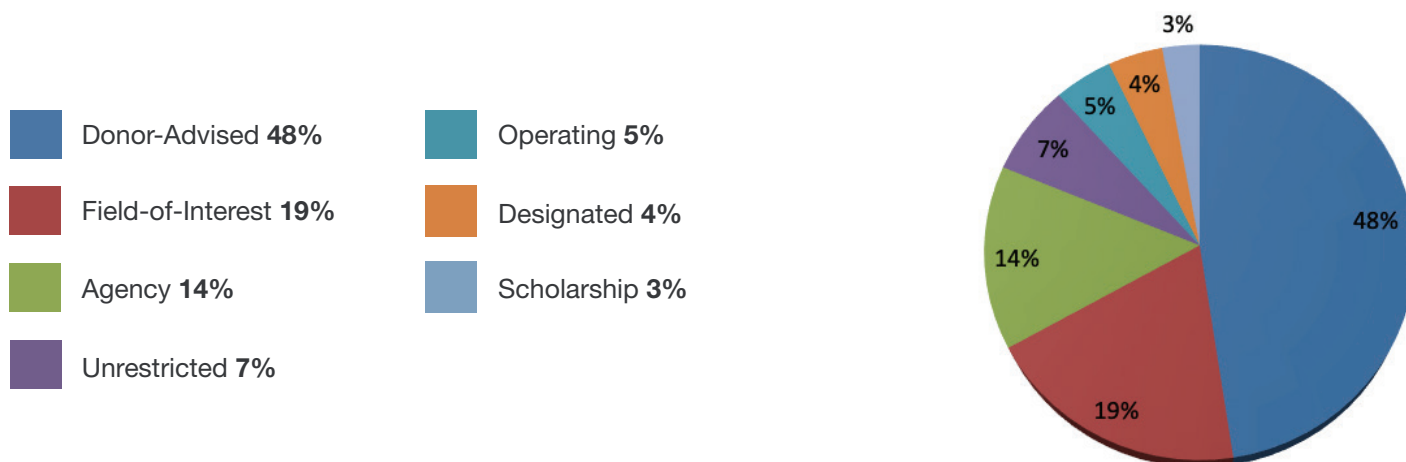
LIABILITIES AND NET ASSETS

Liabilities

Agency Funds	\$ 24,401,241	\$ 18,071,527
Annuity Payable	70,586	90,451
Accrued Expenses	117,341	77,653
Other Liabilities	-	174,300
Total Liabilities	\$ 24,589,168	\$ 18,413,931

Net Assets

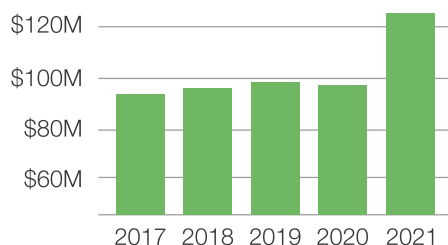
Without Donor Restrictions	\$ 16,098,587	\$ 13,463,417
With Donor Restrictions	85,015,496	65,525,168
Total Net Assets	\$101,114,083	\$ 78,988,585
Total Liabilities and Net Assets	\$125,703,251	\$ 97,402,516



DuPage Foundation FY2021 Statement of Activities

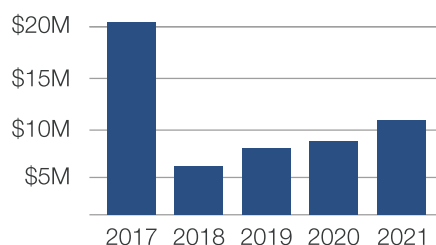
	Without Donor Restrictions	With Donor Restrictions	Total FY 2021	FY 2020
Revenue				
Gifts, Bequests, and Grants	\$ 1,518,808	\$ 8,703,824	\$10,222,632	\$ 7,769,826
Net Investment Gain	2,844,714	17,912,047	20,756,761	(496,889)
Investment Income	11,676	1,379,923	1,391,599	1,550,159
Fee Revenue	150,648	-	150,648	177,615
Net Assets Released from Restrictions	8,505,466	(8,505,466)	-	-
Total Support and Revenue	\$13,031,312	\$19,490,328	\$32,521,640	\$ 9,000,711
Expenses				
Grants Awarded	\$ 8,658,723	-	\$ 8,658,723	\$ 8,814,664
Grantmaking Activities	596,178	-	596,178	633,058
Management and General	603,719	-	603,719	569,319
Fundraising	537,522	-	537,522	588,222
Total Expenses	\$10,396,142	-	\$10,396,142	\$10,605,263
Increase (Decrease) in Net Assets	\$ 2,635,170	\$19,490,328	\$22,125,498	\$ (1,604,552)
Net Assets - Beginning of Year	\$13,463,417	\$65,525,168	\$78,988,585	\$80,593,137
Net Assets - End of Year	\$16,098,587	\$85,015,496	\$101,114,083	\$78,988,585

Assets



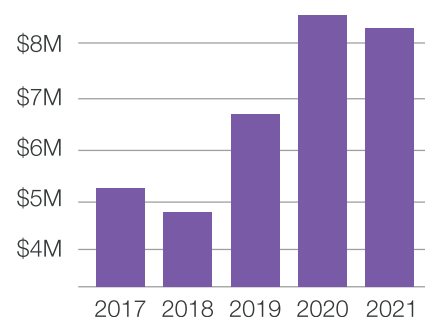
FY17	\$ 87,821,181
FY18	\$ 94,927,711
FY19	\$ 98,928,275
FY20	\$ 97,402,516
FY21	\$125,703,251

Contributions



FY17	\$ 21,137,341
FY18	\$ 5,947,801
FY19	\$ 7,019,619
FY20	\$ 7,769,826
FY21	\$ 10,222,632

Grants



FY17	\$ 5,163,818
FY18	\$ 4,819,615
FY19	\$ 6,756,791
FY20	\$ 8,814,664
FY21	\$ 8,658,723

The fiscal year 2021 audit for the DuPage Foundation was performed by Plante Moran PLLC. These summarized financial statements are condensed from the audited statements, which are available at dupagefoundation.org/financials.